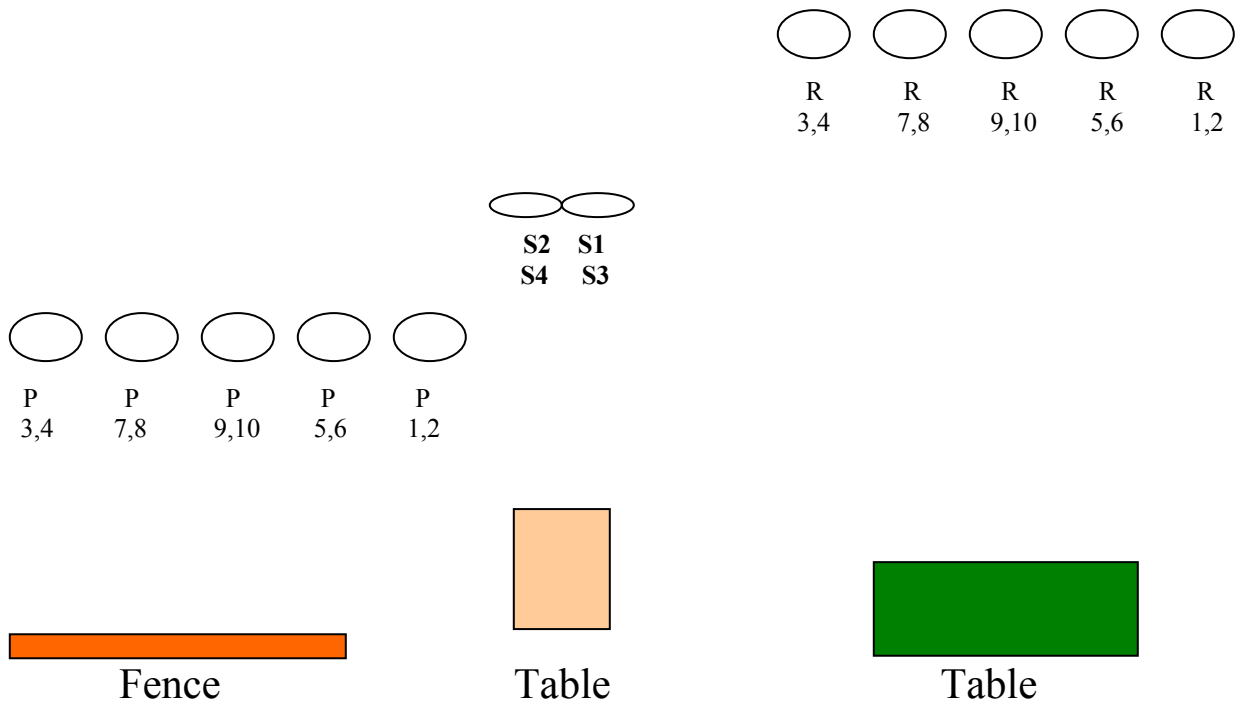


## STAGE ONE



Round count: 10 Pistol, 10 Rifle, 4 Shotgun

### Stage 1. Your Horse Is Ugly Too!

You were peacefully having a drink looking at Miss Kitty when a fight breaks out in the street. Two of the ugliest hombres in the world are fighting over a horse. It has to be the ugliest horse you have ever seen. You yell, "What are you fighting over that ugly horse for?" That is when the shooting started.

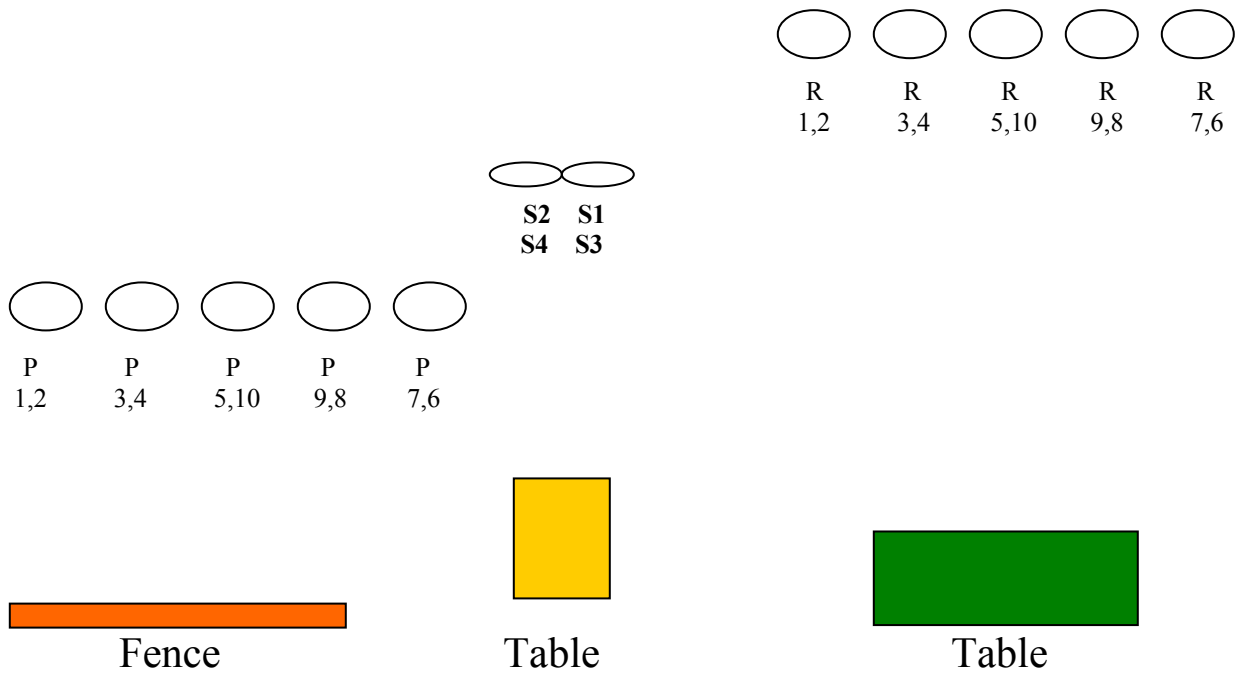
Both pistols loaded with 5 rounds, hammer down on an empty chamber and holstered. Rifle staged on the table. Shotgun staged open and empty at the center table.

Shooter starts standing at the rifle table, hands at your side. When ready, the shooter yells, "**Your horse is ugly too!**" At the buzzer, shoot the rifle targets by double tapping them in the following order, outside right, outside left, inside right, inside left, and finish on the center target. Place the rifle action open and empty back on the table.

Move to the center table, retrieve your shotgun and shoot the two shotgun targets in two sweeps from **right** to **left**. Return the shotgun to the table, action open and empty.

Move to the Fence. Engage the five pistol targets, per your shooting category, in the same order as the rifle. Wild Bunch, show your pistol clear, pick up your long guns and proceed to the unloading table.

## STAGE TWO



Round count: 10 Pistol, 10 Rifle, 4 Shotgun

### Stage 2. **This don't look good!**

The damn Yankee Cavalry has just ridden into town and they are fixing to burn it to the ground just like they did in Atlanta. Then the Sioux are attacking from the other side of town. This don't look good.

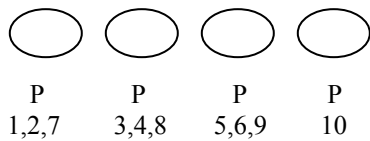
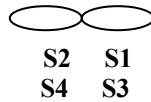
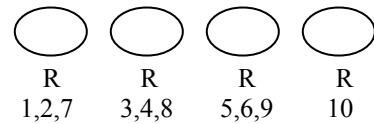
Both pistols loaded with 5 rounds, hammer down on an empty chamber and holstered. Rifle loaded with ten rounds staged on the table. Shotgun staged on the center table.

Shooter starts standing at the rifle table, both hands touching his hat. When ready, the shooter yells, "***This don't look good!***" At the buzzer, retrieve your rifle and shoot the rifle targets by double tapping the outside left target, then double tap the inside left target, then single tap the center target. Then double tap the outside right target, then double tap the inside right target, then single tap the center target. Place the rifle action open and empty back on the table.

Move to the shotgun table, retrieve your shotgun and sweep the shotgun targets twice from **right** to **left**. Place the shotgun, action open and empty back on the table.

Move to the Fence. Engage the five pistol targets, per your shooting category, in the same order as the rifle. Wild Bunch, show your pistol clear, pick up your long guns and proceed to the unloading table.

### STAGE THREE



Round count: 10 Pistol, 10 Rifle, 4 Shotgun

#### Stage 3. WHO SAID THAT?

*You have just finished shooting the Yankees and Sioux and thought you had gotten rid of all the bad guys. Then this voice comes screaming out “You missed me, you couldn’t hit the broad side of Miss Kitty’s bustle”. Now insulting your shooting was one thing, but insulting Miss Kitty, nobody insults Miss Kitty and lives. Then you just start shooting!*

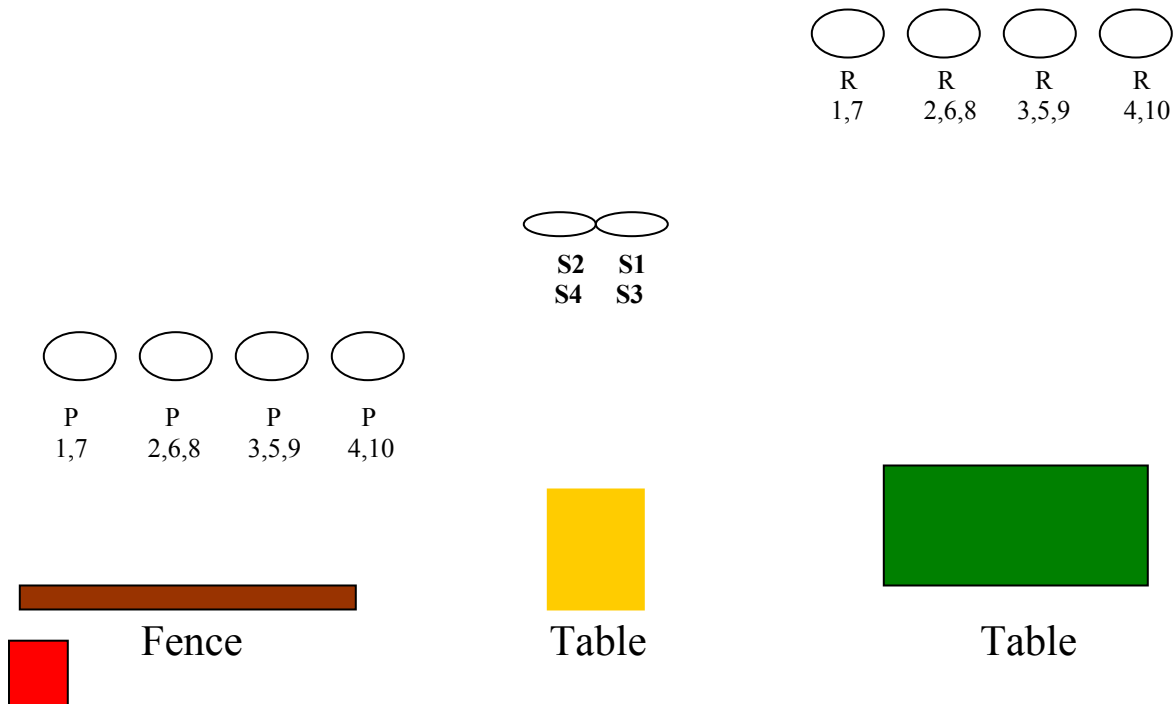
Both pistols loaded with 5 rounds, hammer down on an empty chamber and holstered. Rifle staged on the table. Shotgun staged open and empty on the center table.

Shooter starts standing behind the table with the rifle held at cowboy port arms. When ready, the shooter yells, “**Who said that?**” At the buzzer, shoot the four rifle targets by double tapping the outside left target. Then double tap the inside left target. Then double tap the inside right target. Then single tap the outside left target. Then you single tap the inside left target. Then you single tap the inside right target. You finish by single tapping the outside right target. Place the rifle open and empty back on the table

Move to the shotgun table. Pick up your scattergun and loading from your person, shoot the targets from **right** to **left** in two sweeps. Return the shotgun to the table, open and empty.

Move to the fence. Shoot the pistol targets in the same sequence as the rifle targets. WB category drop the magazine and show your pistol clear to the RO. Pick up your long guns and proceed to the unloading table.

## STAGE FOUR



Round count: 10 Pistol, 10 Rifle, 4 Shotgun

### Stage 4. WHO SHOT THE PIANO PLAYER?

*You have just taken a seat to have a quiet drink in the saloon. Then this voice comes screaming out “You shot my buddy the piano player.” Now you had to assume the insulting of your shooting was another Yankee that you had missed in the first go round. There is nothing to do but start shooting again!*

Both pistols loaded with 5 rounds, hammer down on an empty chamber and holstered. Rifle staged on the table. Shotgun staged open and empty on the center table.

Shooter starts standing behind the table with his hands at his sides. When ready, the shooter yells, “**Who shot the piano player?**” At the buzzer, shoot the four rifle targets in a continuous Nevada sweep starting from the left. Place the rifle open and empty back on the table

Move to the shotgun table. Pick up your scattergun and loading from your person, shoot the targets from **right** to **left** in two sweeps. Return the shotgun to the table, open and empty.

Move to the fence. Shoot the pistol targets in the same sequence as the rifle targets. WB category drop the magazine and show your pistol clear to the RO. Pick up your long guns and proceed to the unloading table.