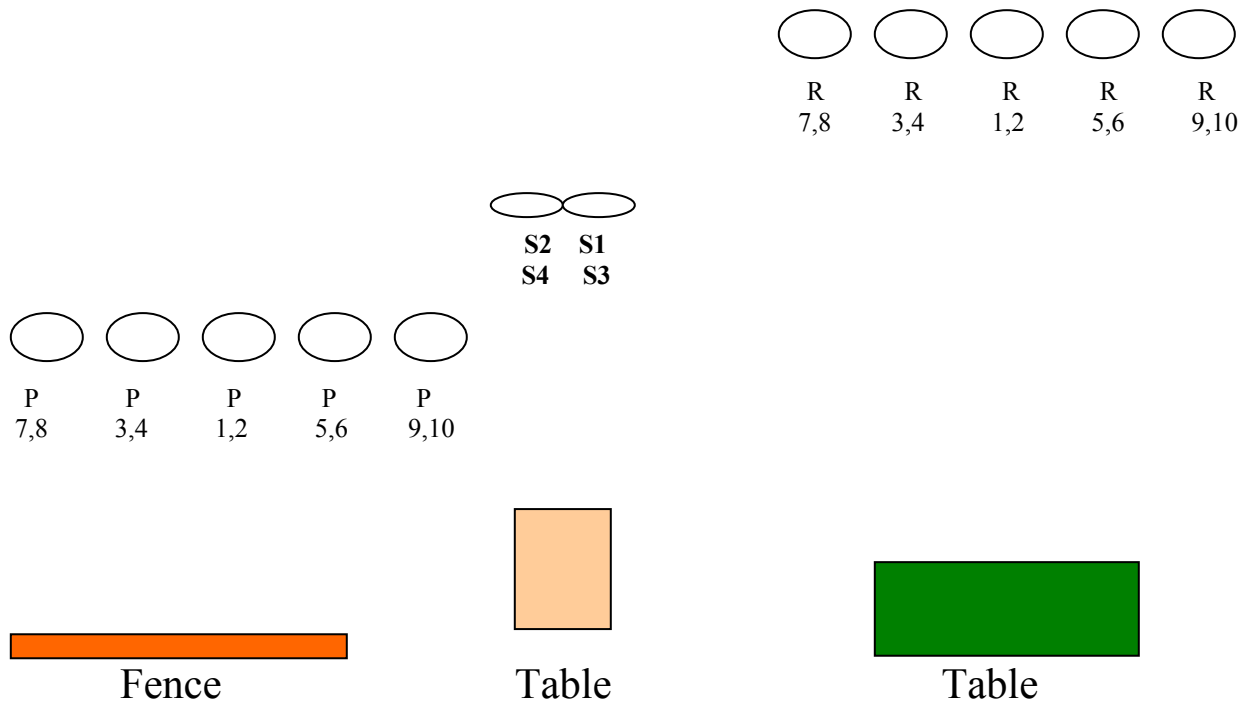


STAGE ONE



Round count: 10 Pistol, 10 Rifle, 4 Shotgun

Stage 1. I Hate Rotgut!

Them no good, rotten, stinking Rotgut Brothers are coming to town. If that don't beat all. They stink, look like they have never seen soap and water and chase all the decent people out of town. They are a pain in the ass. There is only one way to get rid of them and that is to start shootin. If they are dead, they are no problem.

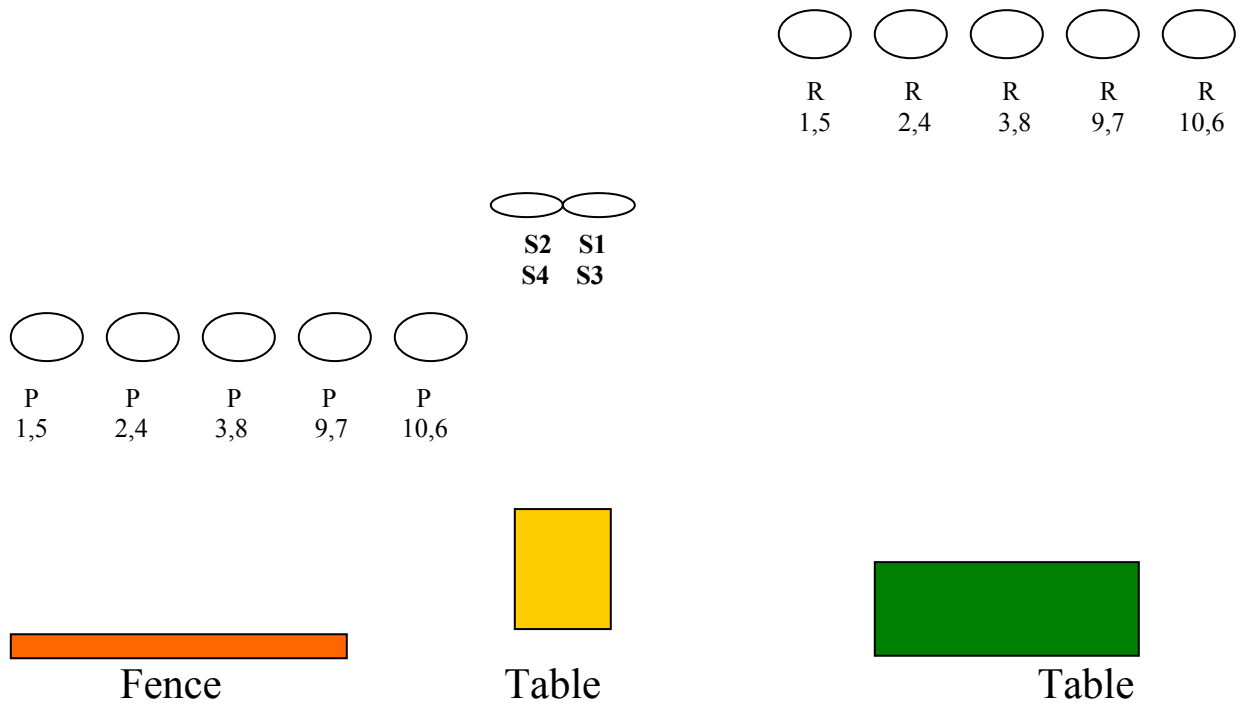
Both pistols loaded with 5 rounds, hammer down on an empty chamber and holstered. Rifle staged on the table. Shotgun staged open and empty at the center table.

Shooter starts standing at the rifle table, hands at your side. When ready, the shooter yells, "***I hate Rotgut!***" At the buzzer, shoot the rifle targets by double tapping the rifle targets in the following order. First the center target, then the inside left target, then the inside right target, then the outside left target, and finish with the outside right target. Place the rifle action open and empty back on the table.

Move to the shotgun table, retrieve your shotgun and shoot the two shotgun targets in two sweeps from **right** to **left**. Return the shotgun to the table, action open and empty.

Move to the Fence. Engage the five pistol targets, per your shooting category, in the same order as the rifle. Wild Bunch, show your pistol clear, pick up your long guns and proceed to the unloading table.

STAGE TWO



Round count: 10 Pistol, 10 Rifle, 4 Shotgun

Stage 2. This is my town!

The damn temperance group has just arrived in town and they that want to stop all the drinking, gambling, chasing saloon girls and the shooting of those that needs it. Well, that just ain't gonna happen. This is my town and I make the rules.

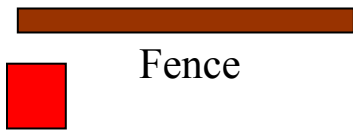
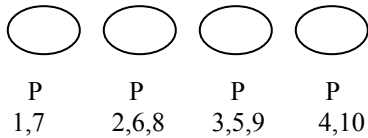
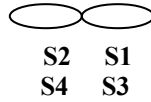
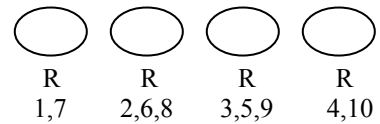
Both pistols loaded with 5 rounds, hammer down on an empty chamber and holstered. Rifle loaded with ten rounds staged on the table. Shotgun staged on the center table.

Shooter starts standing at the rifle table, both hands touching his hat. When ready, the shooter yells, "***This is my town!***" At the buzzer, retrieve your rifle and shoot the rifle targets By first shooting the outside left target, then the inside left target, then the center target, then the inside left target and then the outside left target. Then shoot the outside right target, the inside right target, the center target, then the inside right target, and finish on the outside right target. Place the rifle action open and empty back on the table.

Move to the shotgun table, retrieve your shotgun and sweep the shotgun targets twice from **right** to **left**. Place the shotgun, action open and empty back on the table.

Move to the Fence. Engage the five pistol targets, per your shooting category, in the same order as the rifle. Wild Bunch, show your pistol clear, pick up your long guns and proceed to the unloading table.

STAGE THREE



Table



Table

Round count: 10 Pistol, 10 Rifle, 4 Shotgun

Stage 3. I'M GETTING TIRED OF THIS!

You have just finished runnin off them temperance idiots and thought you might get a minutes peace. Then this voice comes screaming out "You can't get rid of us, we got rights. We know the way things should be, not you. You have to do things our way, we want change. Then you just start shooting!"

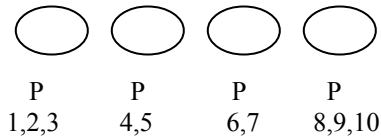
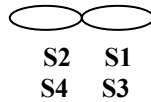
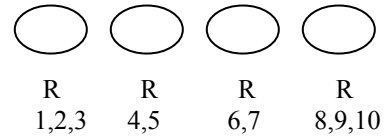
Both pistols loaded with 5 rounds, hammer down on an empty chamber and holstered. Rifle staged on the table. Shotgun staged open and empty on the center table.

Shooter starts standing behind the table with the rifle held at cowboy port arms. When ready, the shooter yells, "***I'm getting tired of this!***" At the buzzer, shoot the four rifle targets by single tapping the outside left target, then the inside left target, then the inside right target, then the outside right target, then the inside right target, then the inside left target, then outside left target, the inside left target, then the inside right target, and finally the outside right target. Place the rifle open and empty back on the table

Move to the shotgun table. Pick up your scattergun and loading from your person, shoot the targets from **right** to **left** in two sweeps. Return the shotgun to the table, open and empty.

Move to the fence. Shoot the pistol targets in the same sequence as the rifle targets. WB category drop the magazine and show your pistol clear to the RO. Pick up your long guns and proceed to the unloading table.

STAGE FOUR



Fence



Table



Table

Round count: 10 Pistol, 10 Rifle, 4 Shotgun

Stage 4. MY GOD, WHAT A HANGOVER

You have a throbbing headache, you finally got rid of those idiot liberal temperance fanatics and then you look and someone is robbing the bank. You got no choice but to sling lead!!

Both pistols loaded with 5 rounds, hammer down on an empty chamber and holstered. Rifle loaded with ten rounds staged on the table. Shotgun staged open and empty on the center table.

Shooter starts standing behind the table with your hands on your pistol grips. When ready, the shooter yells, "***Got any aspirin!***" At the buzzer, shoot the five rifle targets by triple tapping the outside left target, then double tap the inside left target, then double tap the inside right target, then triple tap the outside right target. Place the rifle on the table action open and empty.

Move to the center table. Pick up your scattergun and loading from your person, shoot the targets from **right to left** in two sweeps. Return the shotgun to the table, action open and empty.

Move to the Fence. Shoot the pistol targets in the same order as the rifle targets. Holster, wild bunch show pistol clear, pick up your long guns and proceed to the unloading table.