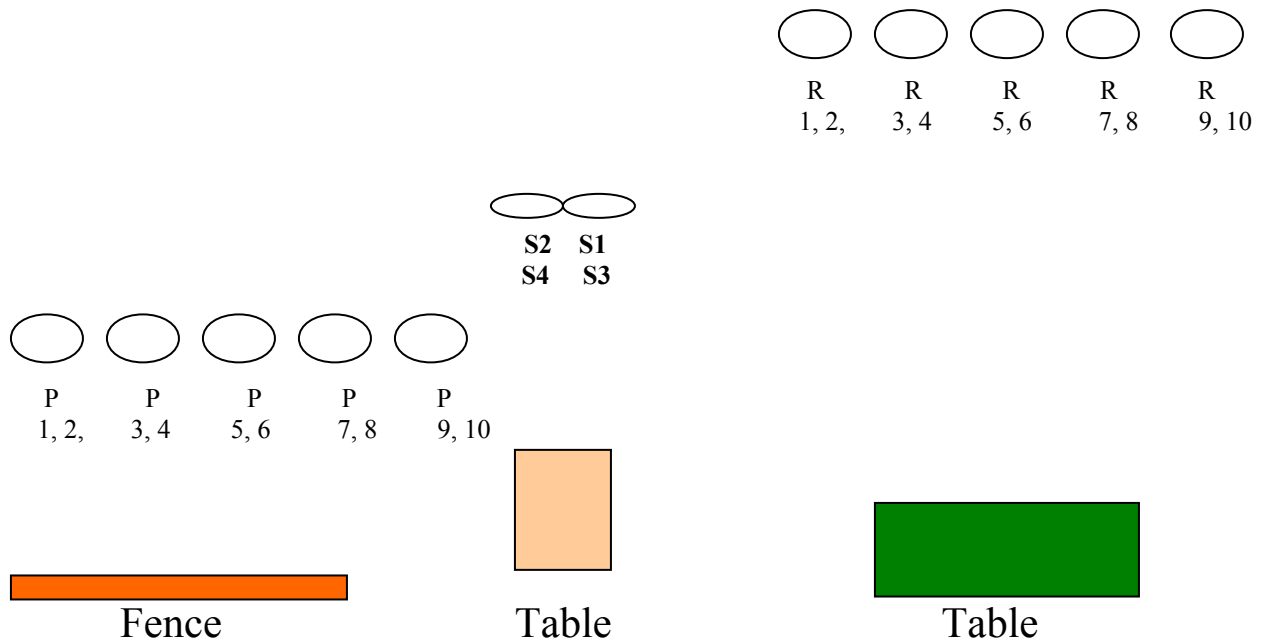


STAGE 1



Round count: 10 Pistol, 10 Rifle, 4 Shotgun

Stage 1. Happy 4th of July!

Both pistols loaded with 5 rounds, hammer down on an empty chamber and holstered. Rifle staged on the table. Shotgun held at the center table.

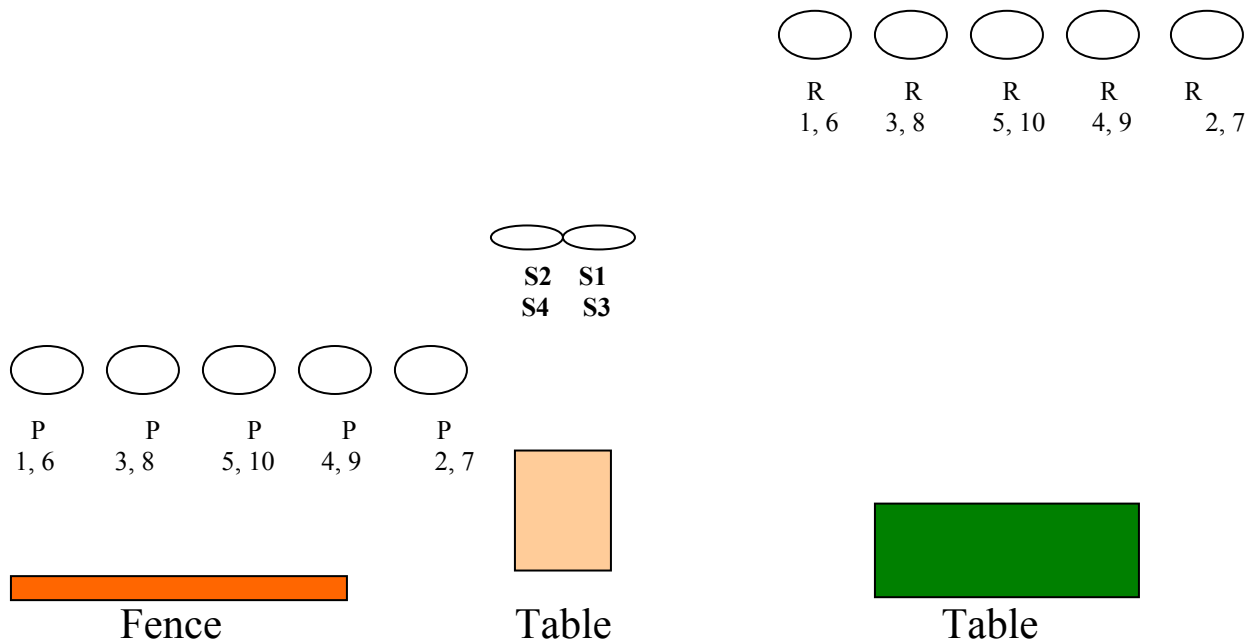
Shooter starts standing at the table, holding the shotgun with both hands. When ready, the shooter yells, "Happy 4th of July!" At the buzzer, sweep the shotgun targets twice from right to left.

Make shotgun safe.

From the rifle table, pick up the rifle and, starting from either end, engage the targets in a double tap sweep. Make rifle safe.

Move to the Fence. Engage the pistol targets, per your shooting category, in the same order as the rifle. Wild Bunch, show your pistol clear, pick up your long guns and proceed to the unloading table.

STAGE 2



Round count: 10 Pistol, 10 Rifle, 4 Shotgun

Stage 2. Red, White and Blue!

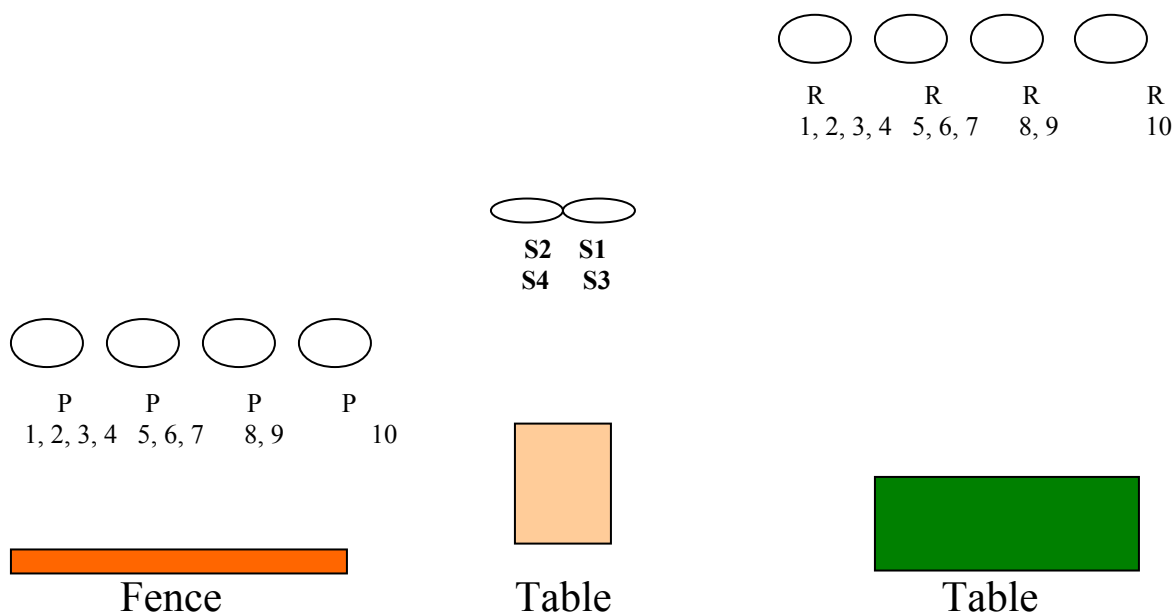
Both pistols loaded with 5 rounds, hammer down on an empty chamber and holstered. Rifle staged at the table. Shotgun staged open and empty at the center table.

Shooter starts standing at the rifle table, both hands touching their hat. When ready, the shooter yells, “**Red, White and Blue!**” At the buzzer, pick up the rifle and shoot the targets in this order: outside, outside, inside, inside, center and repeat. (Yes you can.)

Move to the shotgun table, retrieve your shotgun and sweep the shotgun targets twice from **right** to **left**. Make shotgun safe.

Move to the Fence. Engage the pistol targets, per your shooting category, in the same order as the rifle (does not have to mirror). Wild Bunch, show your pistol clear, pick up your long guns and proceed to the unloading table.

STAGE 3



Round count: 10 Pistol, 10 Rifle, 4 Shotgun

Stage 3. Here's Some Fireworks for Ya!

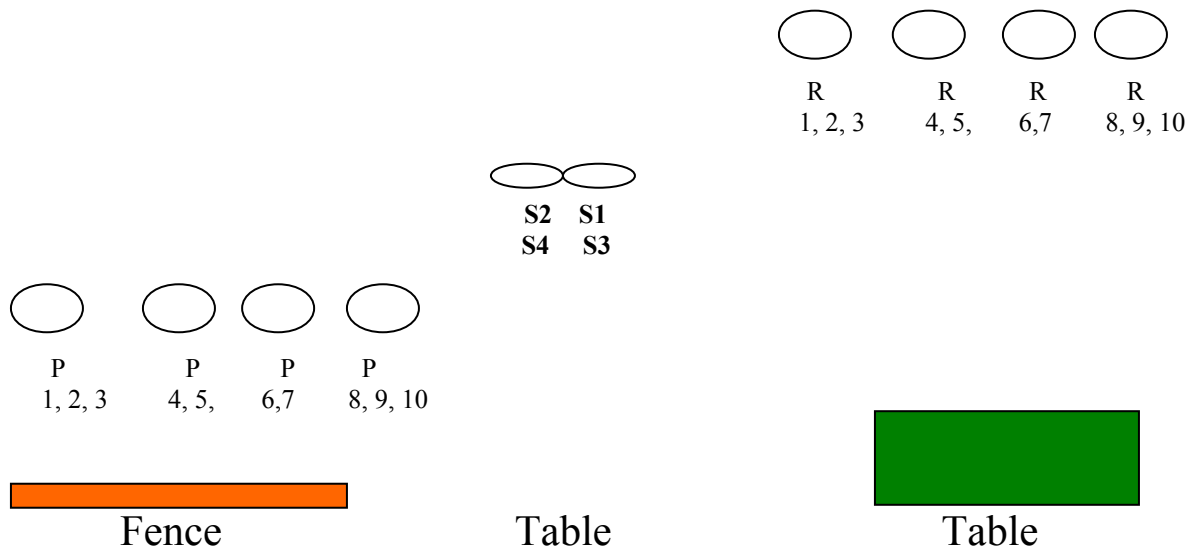
Both pistols loaded with 5 rounds, hammer down on an empty chamber and holstered. Rifle held at the table. Shotgun staged open and empty at the center table.

Shooter starts standing at the rifle table, holding their rifle with both hands. When ready, the shooter yells, "Here's Some Fireworks for Ya!" At the buzzer, engage the targets in a Regressive (4, 3, 2, 1) sweep from either end. Make rifle safe.

Move to the shotgun table, retrieve your shotgun and sweep the shotgun targets twice from **right** to **left**. Make shotgun safe.

Move to the Fence. Engage the pistol targets, per your shooting category, in the same order as the rifle (does not have to mirror). Wild Bunch, show your pistol clear, pick up your long guns and proceed to the unloading table.

STAGE 4



Round count: 10 Pistol, 10 Rifle, 4 Shotgun

Stage 4. The Party's Over!

Both pistols loaded with 5 rounds, hammer down on an empty chamber and holstered. Rifle held at the table. Shotgun staged open and empty at the center table.

Shooter starts standing at the rifle table, holding their rifle with both hands, muzzle must be touching the table. When ready, the shooter yells, "The Party's Over!" At the buzzer, starting on either end, sweep the targets in a 3, 2, 2, 3 sweep. Move to the shotgun table, retrieve your shotgun and sweep the shotgun targets twice from **right** to **left**. Make shotgun safe.

Move to the Fence. Engage the pistol targets, per your shooting category, in the same order as the rifle (does not have to mirror). Wild Bunch, show your pistol clear, pick up your long guns and proceed to the unloading table.