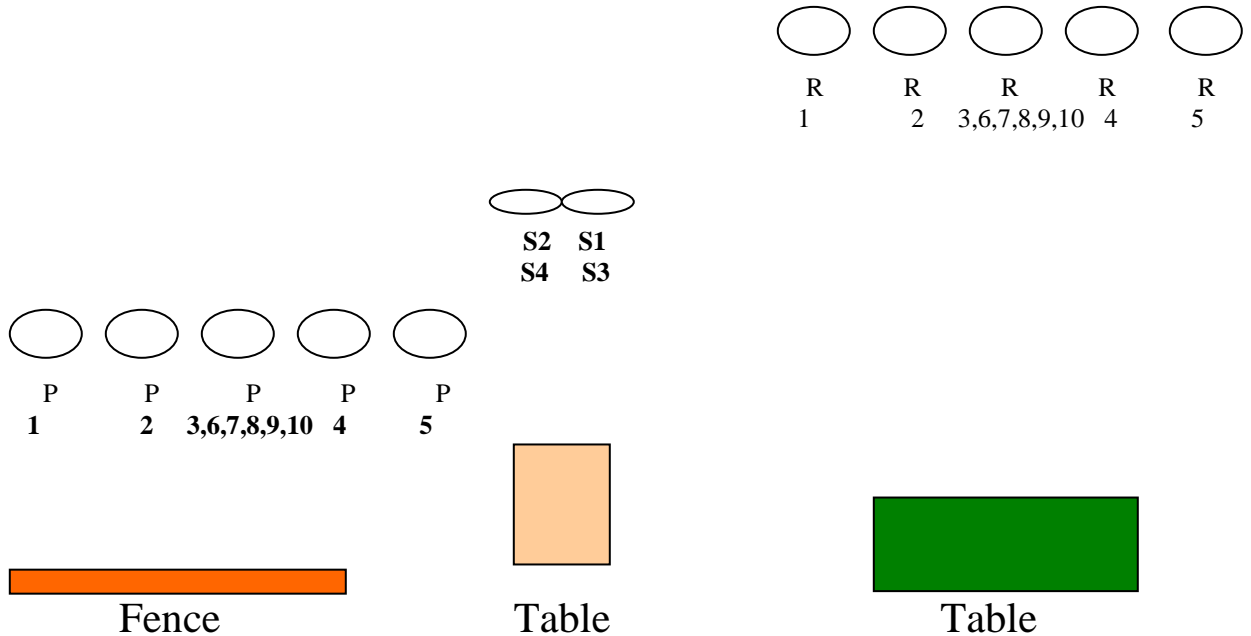


# STAGE 1



Round count: 10 Pistol, 10 Rifle, 4 Shotgun

Stage 1. **Ready!**

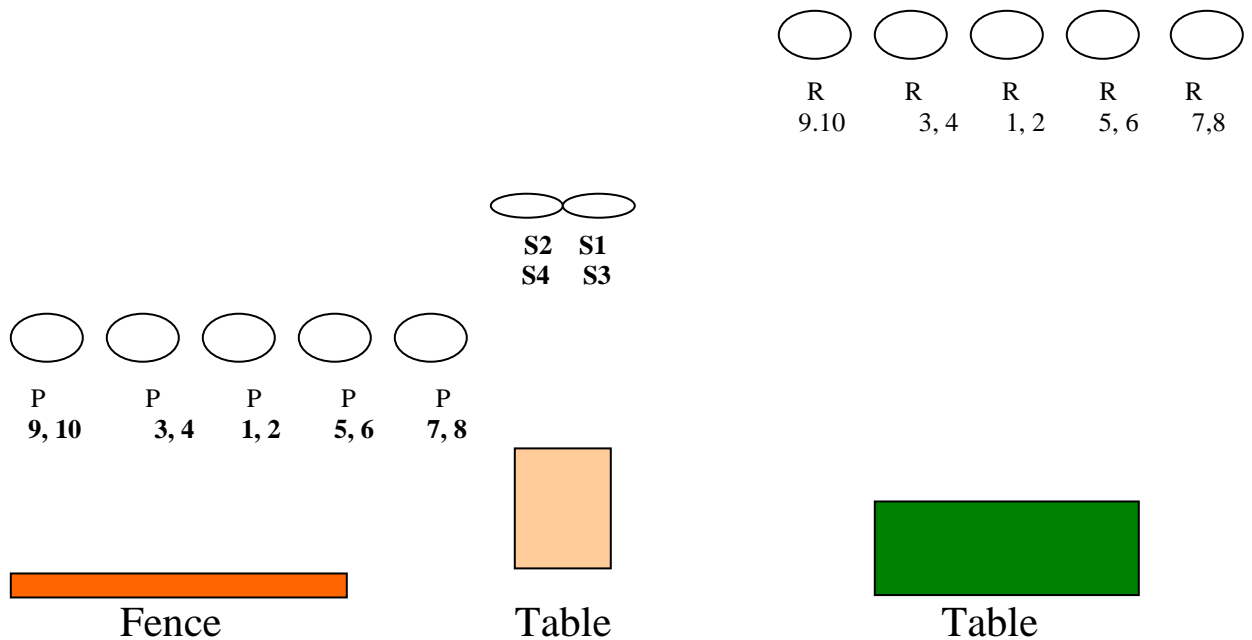
Both pistols loaded with 5 rounds, hammer down on an empty chamber and holstered. Rifle held at the table. Shotgun staged open and empty at the center table.

Shooter starts standing at the rifle table, holding the rifle with both hands. When ready, the shooter yells, “**Ready!**” At the buzzer, from either end sweep the targets once, then put 5 rounds on the center target. Make rifle safe.

Move to the shotgun table, retrieve your shotgun and sweep the shotgun targets twice from **right** to **left**. Place the shotgun, action open and empty back on the table.

Move to the Fence. Engage the pistol targets, per your shooting category, in the same order as the rifle. Wild Bunch, show your pistol clear, pick up your long guns and proceed to the unloading table.

## STAGE 2



Round count: 10 Pistol, 10 Rifle, 4 Shotgun

### Stage 2. We're burning daylight!

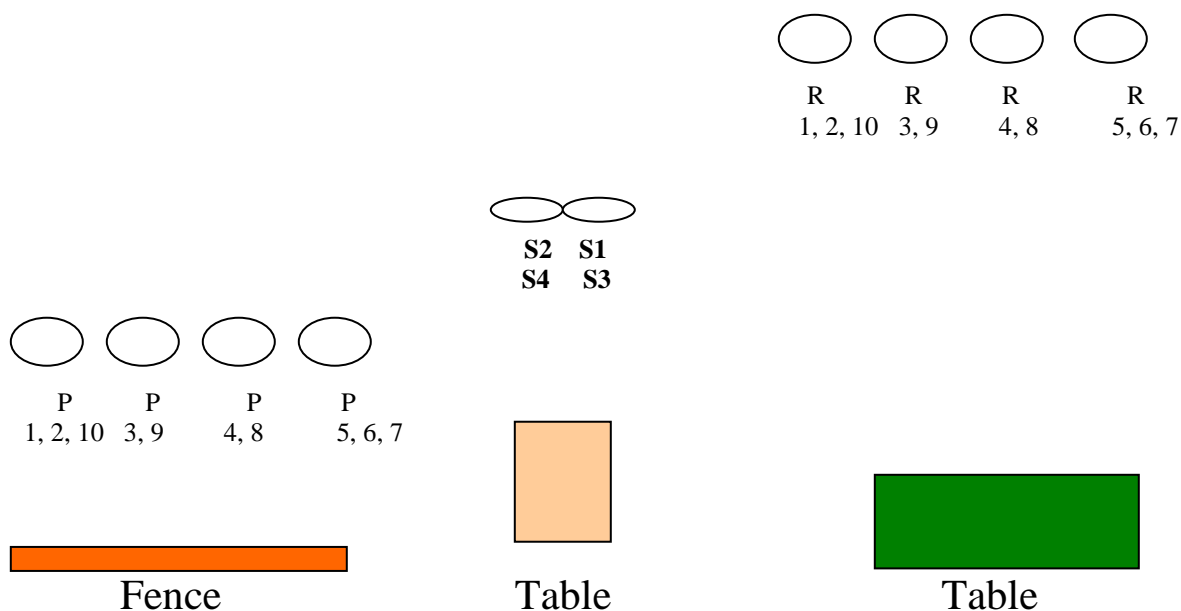
Both pistols loaded with 5 rounds, hammer down on an empty chamber and holstered. Rifle staged at the table. Shotgun staged open and empty at the center table.

Shooter starts standing at the rifle table, both hands touching the table. When ready, the shooter yells, "**We're burning daylight!**" At the buzzer, pick up the rifle and double tap the targets in a center, inside, inside, outside, outside order. (Shortcut is ok)

Move to the shotgun table, retrieve your shotgun and sweep the shotgun targets twice from **right** to **left**. Place the shotgun, action open and empty back on the table.

Move to the Fence. Engage the pistol targets, per your shooting category, in the same order as the rifle (does not have to mirror). Wild Bunch, show your pistol clear, pick up your long guns and proceed to the unloading table.

## STAGE 3



Round count: 10 Pistol, 10 Rifle, 4 Shotgun

### Stage 3. It's a New Year!

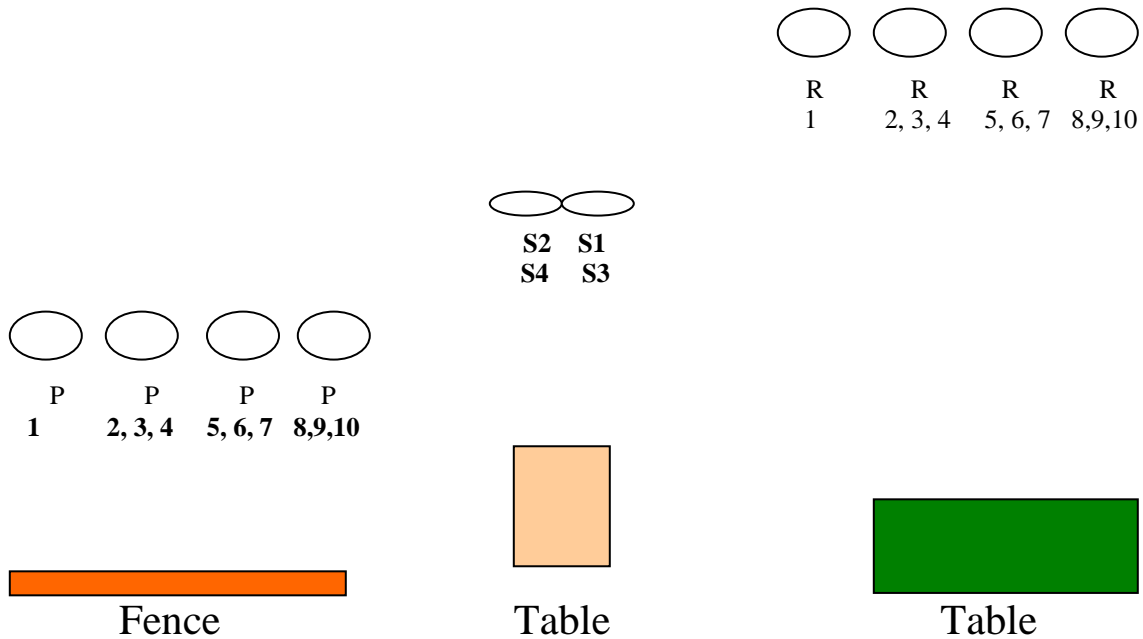
Both pistols loaded with 5 rounds, hammer down on an empty chamber and holstered. Rifle staged at the table. Shotgun staged at the center table.

Shooter starts standing at the rifle table, holding the rifle with both hands. When ready, the shooter yells, "**It's a New Year!**" At the buzzer, engage the targets beginning on either end by double tapping the first target, then put 1 round each on the inside targets, triple tap the other end target and then single tap sweep the remaining targets. (EXP. 2, 1, 1, 1 from the left then 2, 1, 1, 1 from the right). Place the rifle action open and empty back on the table.

Move to the shotgun table, retrieve your shotgun and sweep the shotgun targets twice from **right** to **left**. Place the shotgun, action open and empty back on the table.

Move to the Fence. Engage the pistol targets, per your shooting category, in the same order as the rifle. Wild Bunch, show your pistol clear, pick up your long guns and proceed to the unloading table.

# STAGE 4



Round count: 10 Pistol, 10 Rifle, 4 Shotgun

## Stage 4. My Heroes Have Always Been Cowboys!

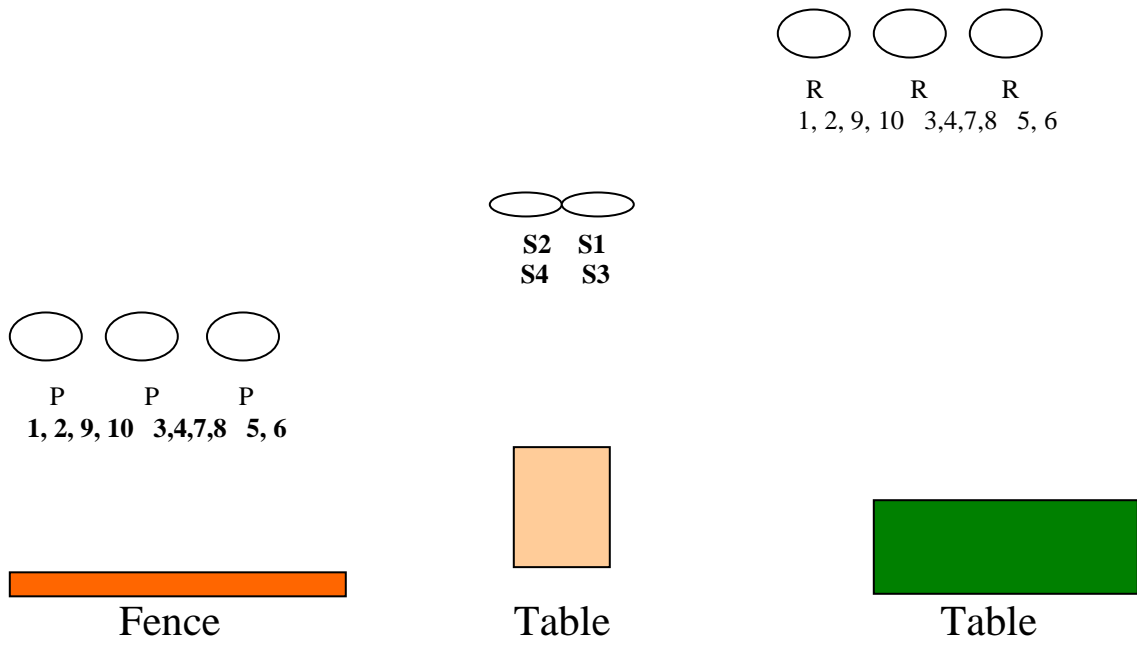
Both pistols loaded with 5 rounds, hammer down on an empty chamber and holstered. Rifle staged on the table. Shotgun staged open and empty at the center table.

Shooter starts standing at the table, with their hands above their shoulders. When ready, the shooter yells, “**My Heroes Have Always Been Cowboys!**” At the buzzer, pick up the rifle and starting on either end shoot the targets in a 1, 3, 3, 3 sweep. Make rifle safe.

Move to the center table, pick up the shotgun and sweep the shotgun targets twice from **right** to **left**. Place the shotgun, action open and empty back on the table.

Move to the Fence. Engage the pistol targets, per your shooting category, in the same order as the rifle. Wild Bunch, show your pistol clear, pick up your long guns and proceed to the unloading table.

# OPTIONAL STAGE 5



Round count: 10 Pistol, 10 Rifle, 4 Shotgun

## Stage 4. I Love Getting Free Stuff!

Both pistols loaded with 5 rounds, hammer down on an empty chamber and holstered. Rifle staged on the table. Shotgun staged open and empty at the center table.

Shooter starts standing at the table, holding the rifle with both hands, muzzle on the table. When ready, the shooter yells, “**I Love Getting Free Stuff!**” At the buzzer, starting on either end shoot the targets in a double tap Nevada sweep. Make rifle safe.

Move to the center table, pick up the shotgun and sweep the shotgun targets twice from **right** to **left**. Place the shotgun, action open and empty back on the table.

Move to the Fence. Engage the pistol targets, per your shooting category, in the same order as the rifle. Wild Bunch, show your pistol clear, pick up your long guns and proceed to the unloading table.