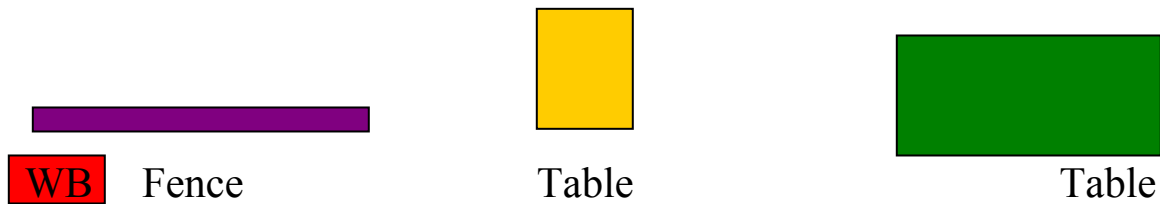
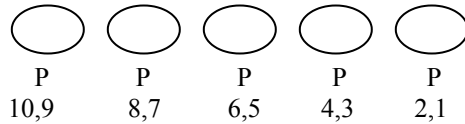
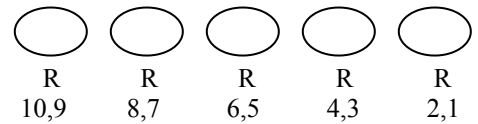


STAGE ONE



Round count: 10 Pistol, 10 Rifle, 4 Shotgun

Stage 1. TRUE GRIT

Well I'll be damned, the No good and worthless gang is riding into town. You know what is going to happen, so why put off the inevitable, let's just start shooting.

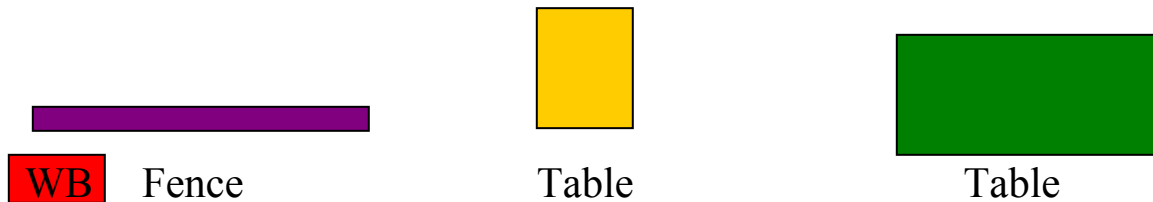
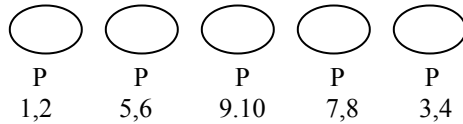
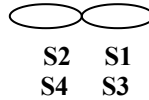
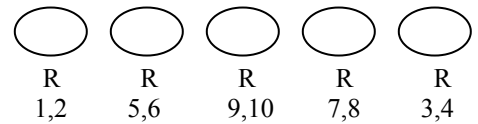
Both pistols loaded with 5 rounds, hammer down on an empty chamber and holstered. Rifle staged on the table. Shotgun staged open and empty on the center table.

Shooter starts standing behind the rifle table with your right hand on a pistol grip and the other pointed down range. When ready, the shooter yells, "***Let's just start shooting!***" At the buzzer, shoot the rifle targets by double tapping the rifle targets from right to left. Place the rifle open and empty back on the table.

Move to the shotgun table. Pick up your shotgun and shoot the shotgun targets from **right to left** twice. Place the shotgun open and empty back on the table.

Move to the Fence. Shoot the pistol targets in the same order as the rifle targets. Holster your pistols. Wild Bunch, show pistol is clear, drop the magazine pick up your long guns and proceed to the unloading table.

STAGE TWO



Round count: 10 Pistol, 10 Rifle, 4 Shotgun

Stage 2. Double Tap

This stage is dedicated to the infamous Yakima Stubbs, Who coined that famous phrase “Yes you can double tap”.

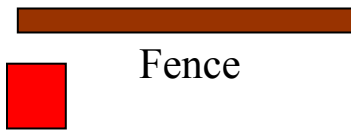
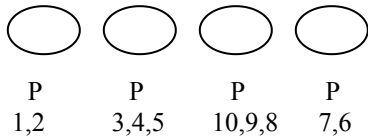
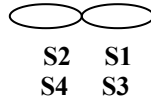
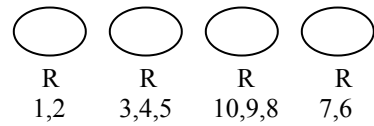
Both pistols loaded with 5 rounds, hammer down on an empty chamber and holstered. Rifle staged on the table. Shotgun staged open and empty on the center table.

Shooter starts standing behind the rifle table with both hands in full surrender position. When ready, the shooter yells, “**Yes you can double tap!**” At the buzzer, shoot the rifle targets by double tapping them in the following order, the outside left target, the outside right target, the inside left target, the inside right target, and finally the center target. Place the rifle open and empty back on the table.

Move to the shotgun table. Pick up your shotgun and shoot the shotgun targets from **right to left** twice. Place the shotgun open and empty back on the table.

Move to the Fence. Shoot the pistol targets in the same order as the rifle targets. Holster your pistols. Wild Bunch, show pistol is clear, drop the magazine pick up your long guns and proceed to the unloading table.

STAGE THREE



Round count: 10 Pistol, 10 Rifle, 4 Shotgun

Stage 3. LET THE SHOOTING START!

You are minding your own business trying to have a drink in the saloon. Then the sheriff pulls his gun on you and says you are under arrest. Now that just has to rub a cowboy the wrong way. You finish your drink, step away from the bar and yell "Let the shooting start".

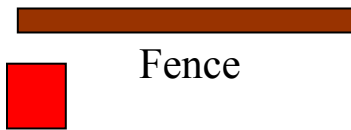
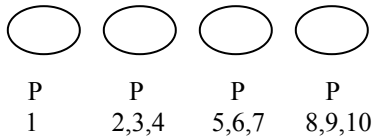
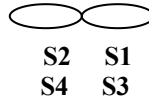
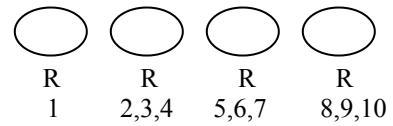
Both pistols loaded with 5 rounds each, hammer down on an empty chamber and holstered. Rifle staged on the table. Shotgun staged open and empty on the center table.

Shooter starts standing behind the table with the rifle held at cowboy port arms. When ready, the shooter yells, "**Let the shooting start!**" At the buzzer, shoot the four rifle targets by double tapping the outside left target, then triple tap the inside left target, then double tap the outside right target, then triple tap the inside right target. Place the rifle open and empty back on the table

Move to the shotgun table. Pick up your scattergun and loading from your person, shoot the targets from **right** to **left** in two sweeps. Return the shotgun to the table, open and empty.

Move to the fence. Shoot the pistol targets in the same sequence as the rifle targets. WB category drop the magazine and show your pistol clear to the RO. Pick up your long guns and proceed to the unloading table.

STAGE FOUR



Round count: 10 Pistol, 10 Rifle, 4 Shotgun

Stage 4. WHO DID THAT?

You have just entered the saloon. There is a cowboy lying dead on the floor. There are four men standing around the body. Each one has a smoking pistol in his hand. Now which one of you shot my buddy the piano player. Since nobody speaks up you had to assume they all had a part in it. There is nothing to do but start shooting again!

Both pistols loaded with 5 rounds, hammer down on an empty chamber and holstered. Rifle staged on the table. Shotgun staged open and empty on the center table.

Shooter starts standing behind the table with his hands at his sides. When ready, the shooter yells, "**Who did that?**" At the buzzer, shoot the four rifle targets by single tapping the outside left target. Then triple tap the inside left target. Then triple tap the inside right target. Then triple tap the outside right target. Place the rifle open and empty back on the table

Move to the shotgun table. Pick up your scattergun and loading from your person, shoot the targets from **right** to **left** in two sweeps. Return the shotgun to the table, open and empty.

Move to the fence. Shoot the pistol targets in the same sequence as the rifle targets. WB category drop the magazine and show your pistol clear to the RO. Pick up your long guns and proceed to the unloading table.